

Chandler Education Foundation



**Due
February 1st!**

SCHOLARSHIP APPLICATION STEP-BY-STEP GUIDE

1

Have your parent/guardian complete the FAFSA form online.
<https://www.studentaid.gov/h/apply-for-aid/fafsa>

Why? While this form is NOT required, your application will not be considered by donors who ask for financial need information. The FAFSA keeps your information confidential and provides a consistent way for the Foundation to measure financial need.

According to a 2014 study by the National Center for Education Statistics, "85% of students receive some form of financial aid to help with the mounting costs of college." Many colleges require FAFSA completion. Why miss out on an 85% chance you'll benefit?! Even if you don't qualify for student aid, you may qualify for school grants!

Need Help? The College & Career Specialist at your school has information about completing the FAFSA. Additional resources are found online at <https://fsapartners.ed.gov/knowledge-center/fsa-handbook/2022-2023/application-and-verification-guide/ch2-filling-out-fafsa> for assistance.

2

Print the Student Aid Report (SAR) and black out the OMB and DRN numbers. The EFC number must be visible when scanned (see below).

Federal Student Aid
U.S. DEPARTMENT OF EDUCATION

STUDENT AID REPORT 2020-2021

HTTPS://FAFSA.GOV

APRIL 22, 2020

000001C001

JOHN SMITH
742 EVERGREEN TERRACE
SPRINGFIELD OH 45555

F2112021

OMB No. 1601-0047

DATA RELEASE NUMBER (DRN):
EXPECTED FAMILY CONTRIBUTION (EFC): 000000 *C

Dear JOHN SMITH,

Your Student Aid Report (SAR) summarizes the information you submitted on your 2020-2021 Free Application for Federal Student Aid (FAFSA).

**Redact OMB & DRN #
EFC must be visible**



3

After redacting, SCAN and SAVE pages 1 & 2 of the SAR.

These 2 pages must be uploaded to the scholarship platform when requested.

4

Download the Chandler Education Foundation's Release of Information from the CEF webpage.

<https://www.chandlereducationfoundation.org/what-we-do/invest-in-students/scholarships/overview.html>



5

Download a copy of your CUSD high school transcript found on Infinite Campus under the DOCUMENTS tab. REDACT your address and name, leaving your Student S# visible.


When viewing on a computer, this information is located on the lower left of your screen. Scroll to the bottom to find **UNOFFICIAL TRANSCRIPT WITH IN PROGRESS CLASSES**. Save and upload to the scholarship platform when requested.

6

Gather information about your high school years:

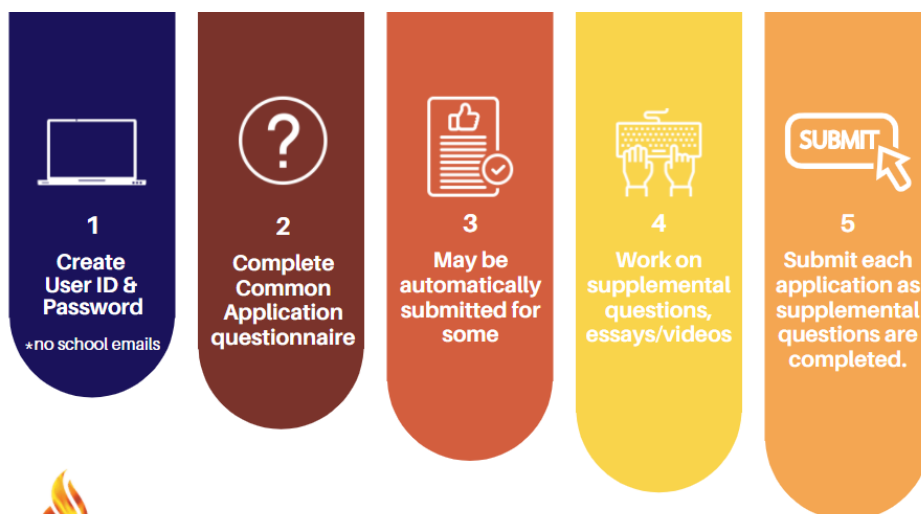
- Community volunteer work
- Campus clubs and activities
- Awards earned for academics, sports or extra-curricular activities
- Names of one or two people including a high school teacher/coach who would provide a reference for you. Some donors may also ask for an elementary school teacher. *We've made them short and sweet - no more letters to write. Please do not ask them to write a letter as they will receive an email questionnaire. Not all applications require references, but have this information handy just in case!*






Now that you've done the busy work, the rest will be a breeze. **Log on and register as a user on our Foundant Scholarship Platform using the following link:** <https://www.grantinterface.com/Home/Login?urlkey=cefscholarship>

Having trouble? We recommend using Google Chrome as your browser.



CHANDLER EDUCATION FOUNDATION
Scholarship Submission Process



Complete the Common Application Questionnaire.

This is a list of approximately 30-40 questions designed to steer you towards scholarships you are most suited for. Once submitted, you can't go back and edit so spend what time you need to to share all about yourself. You may save and return then click EDIT to update each section before hitting submit.


Hit submit and review the scholarships listed.

Some will show "Application Submitted." Those have now been submitted for you. There's nothing more to do.

Review the scholarship opportunities listed as "Application Draft."

Select each scholarship name to see supplemental questions and essay prompts. You may work on each and save until ready to submit each application independently.

Once done, this platform will allow you to see the status of your applications. A panel of volunteers will assist donors with reading and scoring scholarship applications. Expect to receive a status update by mid-March, 2023. You will receive updates through the email used when you registered for the platform.



Did you enroll in the IMPACT Chandler Scholars program in your freshman year? If so, this information is for you! **This year, IMPACT scholarship applications are submitted online through the Foundation's new scholarship platform <https://www.grantinterface.com/Home/Logon?urlkey=cefscholarship>**

- **Students must meet all criteria in order to apply for the competitive IMPACT Chandler Scholarship**
- **Applications accepted until midnight on April 4th, 2023**
- **No late submissions will be accepted**

Check Infinite Campus under the ICS and ICS Community Service Tabs:

- Confirm your cumulative GPA is at 3.4 or greater
- Confirm your cumulative attendance is at 95% or greater
- Ensure you have submitted and been credited for 100 hours of Community Service (check the notes)!

Still need to submit hours? More information can be found on the IMPACT page of the Chandler Education Foundation website. <https://www.chandleredfoundation.org/what-we-do/invest-in-students/impact-program.html>

Those meeting criteria as of April 1, 2023 are considered IMPACT Chandler Scholars and will receive an honor cord and certificate prior to graduation. Each school will receive these items for distribution to students.

Should you have a medical/COVID related absence that changes your eligibility, share this information in your application. Thank you!

Donor scholarships are found under the UNIVERSAL APPLICATION

IMPACT SCHOLARSHIPS are listed below

Select **APPLY to begin each process**

